



Project

Nomenclature

Type

Date

Approval

Notes

The BLRF is a recessed flat panel designed for use in T-bar ceilings and is well suited for use in office spaces where a clean, professional appearance is required.

Luminaire Summary

Features

- Operating temperature ranges available from 0C to 35C
- L90 of 50,000+hours
- 9 in 1 (3 CCT and 3 wattage selectable)
- Back-lit emitting, PMMA lens

Approvals

- Made with UL Listed components
- DLC Listed
- cUL Certified

Options

- CCT selectable, 3500K, 4000K and 5000K
- 80+ CRI Standard

Construction

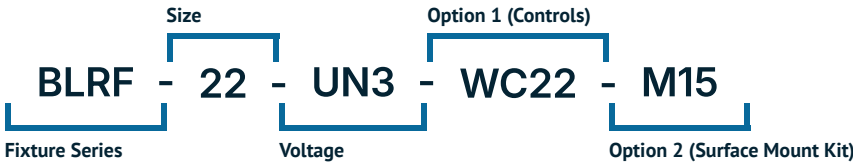
- Aluminum frame in white finish
- PMMA lenses over LEDs helps maximizes light distribution while providing diffusion of LED point sources.

Electrical

- Available in UN3(120-347V)

Ordering Information

Fill in the fields below with your product selections. If you need help with this section, [contact your local sales professional](#).



1

2

3

4

Series

Size

Voltage

BLRF

22 - 2x2

UN3 - 120-347V

14 - 1x4

24 - 2x4

Options

Controls

WC22 | JDRF Wireless Controls

Packaging

BLANK | Individually Boxed on Pallets

P0 | Bulk Packaging

P** | Other Options Available*

Mounting

M15 | BLRF Surface Mount Kit

M15 Surface Mount Kit

BLRF14 Surface Mount Kit





BLRF22 Surface Mount Kit

BLRF24 Surface Mount Kit

Varies depending on size*



Documentation and Resources

All files and resources are available on our website for download. Files and resources are also embedded as links in this document, listed below. Additional files may be available upon request. Please contact your local sales agent [here](#) or contact sales@bjtake.com for more information.

-  BLRF Specification Sheet, 2024
-  BLRF-14-UN3-3500K-40W.ies
-  BLRF-22-UN3-3500K-40W.ies
-  BLRF-24-UN3-3500K-60W.ies

Certifications and Listings

Certifications that apply to this fixture and its possible configurations are listed here. More information available upon request.

Icon	Description
	cUL Certified
	DLC Listed

Usage Applications

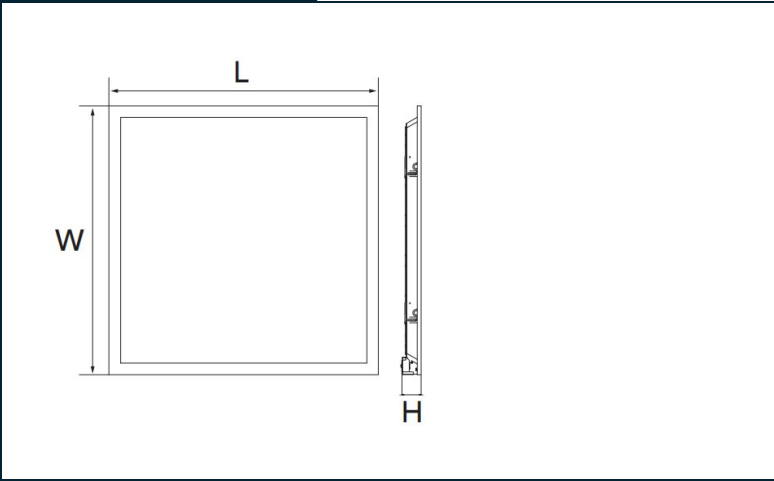
This fixture can be used in a variety of applications, and is ideal for the following:

Usage Application
Hospitals
Schools
Offices

Warranty Statement

This product is covered by a modified BJ TAKE Lighting warranty, effective from the date of shipment.
The warranty guarantees all components for a period of 5 years.

BLRF Dimensions



BLRF Dimensions

Size (FT)	Length x Width x Height
1x4	47.76"x11.93"x1.34"
2x2	23.74"x23.74"x1.34"
2x4	47.76"x23.74"x1.34"

BLRF, 1x4 Wattage

Size	Fixture Wattage	Selectable CCT	Lumen Output
14	20	3500K	2640
14	20	4000K	2760
14	20	5000K	2680
14	30	3500K	3840
14	30	4000K	4050
14	30	5000K	3900
14	40	3500K	5000
14	40	4000K	5250
14	40	5000K	5080

BLRF, 2x2 Wattage

Size	Fixture Wattage	Selectable CCT	Lumen Output
22	20	3500K	2640
22	20	4000K	2760
22	20	5000K	2680
22	30	3500K	3840
22	30	4000K	4050
22	30	5000K	3900
22	40	3500K	5000
22	40	4000K	5250
22	40	5000K	5080

BLRF, 2x4 Wattage

Size	Fixture Wattage	Selectable CCT	Lumen Output
24	30	3500K	3960
24	30	4000K	4140
24	30	5000K	4020
24	40	3500K	5120
24	40	4000K	5400
24	40	5000K	5200
24	50	3500K	6250
24	50	4000K	6550
24	50	5000K	6350

* Drawings aren't to scale
* Standard tolerances apply
* Specifications may change without notice